European Society of Pathology

Headquarters: Square de Meeûs 18, 1000, Brussels Belgium
Tel: +32 2 520 80 36, Email: admin@esp-pathology.org
www.esp-pathology.org

European School of Pathology (EScoP) Course for Head, Neck & Ophthalmic Pathology



Venue: Swissotel Tallinn
Address: Tornimäe tn 3, 10145 Tallinn, Estonia

Dates: 27-29 November 2026

Faculty:

- Ann Sandison, Imperial College Healthcare NHS Trust, London, United Kingdom
- Alena Skalova, Biopticka Laboratory, Pilsen, Czech Republic
- Stephan Ihrler, DERMPATH München, Munich, Germany
- Robert Verdijk, Erasmus University Medical Centre, Rotterdam, Netherlands



Headquarters: Square de Meeûs 18, 1000, Brussels Belgium
Tel: +32 2 520 80 36, Email: admin@esp-pathology.org
www.esp-pathology.org

Attendance: This course is with on-site attendance only and will not be recorded
Course language: The course will be provided in English

Registration fees:

For the course programme only*:
ESP members (with active membership for 2026): **360 Euro**
Non-ESP members: **400 Euro**

For both the course programme and the social event (networking buffet dinner):
ESP members (with active membership for 2026): **390 Euro**
Non-ESP members: **430 Euro**

There is no option for on-site registrations/payments.
The available slots will be allocated on a first-come, first-served basis.

Deadline to register: **12 November 2026**

*Registration for the course programme includes access to the course venue, coffee breaks and lunches, access to the online platform with the course material and a personalised certificate of attendance.

Course description

This course is an introduction to the subspecialties of Head & Neck, and Ophthalmic Pathology. It is designed to cover all major subjects of both subspecialties. Major part of the programme is to provide real-life examples via the several slide seminars.

Learning objectives

Participants who attend this course will learn:

- About sample processing for Head, Neck and Ophthalmic samples
- Common tumours of the salivary glands
- Infections and Lymphoproliferative lesions of the Head and Neck area
- Common nasal lesions
- Common ophthalmic lesions



Headquarters: Square de Meeûs 18, 1000, Brussels Belgium
Tel: +32 2 520 80 36, Email: admin@esp-pathology.org
www.esp-pathology.org

Target audience

This EScoP course is available for both board-certified pathologists and those in training. Clinical colleagues, Laboratory Scientists, Technicians and Molecular Biologists are welcome to register.

Bring your case

Course participants are welcome to submit cases of Head & Neck or Ophthalmic Pathology to be discussed during the slide seminar sessions. All cases have to be submitted in advance of the course for review from the Faculty. The deadline to do is **12 November 2026**. For more information about case submission, please contact Dr Christos Poulios c.poulios@esp-pathology.org after successful registration. NB: case presentation from participants does not include a separate certificate.

Social Event-Course Dinner

ESP Educational Activities with onsite attendance, in addition to an exceptional programme, offer several networking opportunities! One such opportunity is the course dinner, offering interaction between participants and Faculty. The dinner is organised at the same venue as the course. Participants interested in joining this splendid activity, are welcome to select this option at the registration form. NB: each registration is for one person only and does not cover any accompanying person(s).

For any questions, contact the ESP HQ, at admin@esp-pathology.org having as email subject "**EScoP Tallinn 2026".**



European Society of Pathology

Headquarters: Square de Meeûs 18, 1000, Brussels Belgium
Tel: +32 2 520 80 36, Email: admin@esp-pathology.org
www.esp-pathology.org

Course Programme

All times are for local time in Tallinn, Estonia.

Day 1 – Friday 27 November 2026			
Time	**Duration (min)**	**Topic**	**Speaker**
08.00-08.30		Welcome and registrations	
08.30-09.00	30	Introduction and course objectives	Poulios
09.00-10.00	60	Gross techniques / macroscopy	Sandison & Verdijk
10.00-10.30	**30**	**Coffee Break**	
10.30-11.45	75	Salivary and lacrimal gland tumours, part 1	Skalova & Ihrler
11.45-12.15	30	Slide seminar 1	All Faculty
12.15-13.15	**60**	**Lunch**	
13.15-14.15	60	Salivary and lacrimal gland tumours, part 2	Skalova & Verdijk
14.15-15.30	75	Lymphoepithelial lesions in the head / neck	Ihrler & Verdijk
15.30-16.00	**30**	**Coffee Break**	
16.00-16.30	30	Slide seminar 2	All Faculty
16.30-17.00	15	Summary of the day	All Faculty



Headquarters: Square de Meeûs 18, 1000, Brussels Belgium
Tel: +32 2 520 80 36, Email: admin@esp-pathology.org
www.esp-pathology.org

Day 2 – Saturday 28 November 2026			
Time	**Duration (min)**	**Topic**	**Speaker**
08.30-10.15	105	Squamous mucosa of all areas	Ihrler & Sandison
10.15-10.45	**30**	**Coffee Break**	
10.45-11.30	45	HPV/EBV-associated lesions / tumours	Ihrler & Verdijk
11.30-12.00	30	Slide Seminar 3	All Faculty
12.00-13.00	**60**	**Lunch**	
13.00-15.00	120	Sinonasal lesions / tumours	Skalova
15.00-15.30	**30**	**Coffee break**	
15.30-16.45	75	Bone + soft tissue + dental lesions / cysts / tumours	Sandison & Ihrler
16.45-17.00	15	Summary of the day	All Faculty
20.00-22.00	120	Buffet dinner with the Faculty at the Venue	**Reservation required**

Day 3 – Sunday 29 November 2026			
Time	**Duration (min)**	**Topic**	**Speaker**
08.30-10.00	90	Special ophthalmic pathology	Verdijk
10.00-10.30	**30**	**Coffee break**	
10.30-11.00	30	Orbital-paranasal collisions / overlap	Sandison & Verdijk
11.00-12.00	60	Slide Seminar – Bring your case	All Faculty



12:00-12.15	15	Summary of the Course. Last Questions. Take home message	All Faculty

The **EScoP course on Head, Neck, and Ophthalmic Pathology, Tallinn 2026, Tallinn, Estonia 27/11/2026 - 29/11/2026,** has been accredited by the European Accreditation Council for Continuing Medical Education (EACCME®) with **15.5 European CME credits (ECMEC®s).** Each medical specialist should claim only those hours of credit that he/she actually spent in the educational activity.
Through an agreement between the Union Européenne des Médecins Spécialistes and the American Medical Association, physicians may convert EACCME® credits to an equivalent number of AMA PRA Category 1 CreditsTM. Information on the process to convert EACCME® credit to AMA credit can be found at https://edhub.ama-assn.org/pages/applications .
Live educational activities, occurring outside of Canada, recognised by the UEMS-EACCME® for ECMEC®s are deemed to be Accredited Group Learning Activities (Section 1) as defined by the Maintenance of Certification Program of the Royal College of Physicians and Surgeons of Canada.

