


## European School of Pathology (EScoP) course on Lung and Thymic Pathology



**Venue:** [Hotel NH Málaga](#)

**Address:** C. San Jacinto, 2, Distrito Centro, 29007 Málaga, Spain


**Dates:** 30 November - 2 December 2025

**Faculty:**

- Paul Hofman, IHU RespirERA and University of Nice, France
- Jan von der Thüsen, Erasmus University, Rotterdam, The Netherlands
- Anja Roden, Mayo Clinic, Rochester, MN, USA
- Teodora Radonic, Amsterdam University Medical Center, Amsterdam, The Netherlands

**Attendance:** This course is with on-site attendance only and will not be recorded

**Course language:** The course will be provided in English



**Registration fees for the course programme only\*:**

ESP members (with active membership for 2025): **410 Euro**

Non-ESP members: **440 Euro**

**Registration fees for both the course programme and the social event (buffet dinner with the Faculty):**

ESP members (with active membership for 2025): **440 Euro**

Non-ESP members: **480 Euro**

There is no option for on-site registrations/payments.

The available slots will be allocated on a first-come, first-served basis.

Deadline to register: **14 November 2025**

\*Registration for the course programme includes access to the course venue, coffee breaks and lunches, access to the online platform with the course material and a personalised certificate of attendance.

For any questions, contact the ESP HQ, at [admin@esp-pathology.org](mailto:admin@esp-pathology.org) having as email subject “**EScoP Malaga 2025**”.

Target audience: This EScoP course is available for both board-certified pathologists and those in training. Clinical colleagues, as well as Laboratory Scientists/Technicians are welcome to register.

Educational goals: This EScoP course is an introduction to the subspecialties of Lung, Pleura, and Thymic Pathology. The course programme combines lectures and real-life examples via the form of case presentations. Interactive participation of the participants will be encouraged during the Q&A sessions and the quizzes. The course will also be a networking platform for colleagues whose professional activities include Lung, Pleura, and/or Thymic Pathology.

Course participants are welcome to submit cases relevant to the subject of the course to be discussed during the “Bring your case” session. All cases have to be submitted in advance of the course for review from the Faculty. The deadline to do this is **14 November 2025**.

Confirmed course participants interested in presenting a case, are welcome to contact Dr Christos Poullos at [c.poullos@esp-pathology.org](mailto:c.poullos@esp-pathology.org). NB: case presentation from participants does not include a separate certificate

By registering for this ESP Workshop participants acknowledge and agree with the ESP activities Terms and Conditions, available via this [LINK](#).




## Course Programme


All times are for local time in Malaga, Spain

### Day 1

Time	Duration (min)	Topic	Speaker
07.45		Welcome coffee and registrations	
08.30- 09.00	30	Introduction on behalf of the European Society of Pathology	Christos Poullos
09.00- 10.15	75	Session 1 Handling of lung specimens and intraoperative consultation: - Surgical specimens (15 min) - Cytological specimens (15 min) - Biopsies (15 min) - Value and challenges of frozen section in thoracic pathology (15 min) - Q&A (15 min)	- Teodora Radonic - Paul Hofman - Jan von der Thüsen - Anja Roden
			All Faculty
10.15- 11.30	75	Session 2 Pearls and pitfalls of pulmonary neuroendocrine neoplasms and salivary gland tumors - Lung neuroendocrine neoplasms; Lecture and explanatory case presentations (30 min) - Salivary gland tumors of the lung; Lecture and explanatory case presentations (30 min) - Q&A (15 min)	- Anja Roden - Jan von der Thüsen
			All Faculty
11.30- 12.00	30	Coffee Break	




12.00- 75	Session 3	
13.15	Challenges in the diagnosis of seemingly straightforward neoplasms of the thorax	
	- Adenocarcinoma – Assessment of staging and invasion (20 min)	-Teodora Radonic
	- Challenging differential diagnosis for adenocarcinoma and squamous cell carcinoma (20 min)	-Jan von der Thüsen
	- Challenges, pitfalls, and uncertainties in the diagnosis of thoracic neuroendocrine neoplasms (20 min)	-Anja Roden
	- Q&A (15 min)	All Faculty
13.15- 60	Lunch	
14.15- 75	Session 4	
15.30	Other neoplasms of the lung	
	- Benign and other rare lung tumors (incl. IgG4); Lecture and explanatory case presentations (30 min)	-Anja Roden
	- Metastases to the lung; Lecture and explanatory case presentations (30 min)	-Paul Hofman
	- Q&A (15 min)	All Faculty
15.30- 30	Coffee Break	
16.00- 75	Session 5	
17.15	Infections in the lung and their differential diagnosis	
	- Is it a bug or not? Potential pitfalls in Lung Pathology infections (30 min)	- Paul Hofman
	- Granulomas in the lung (20 min)	- Jan von der Thüsen
	- Q&A (25 min)	
17.15- 15	Macro quiz -	- Teodora Radonic
17.30	Neoadjuvant post treatment	




## Day 2

Time	Duration (min)	Topic	Speaker
9.00-10.15	75	Session 6 Interstitial lung disease made easy(ier) I - Approach to interstitial lung pathology (plus cryo); Lecture and explanatory case presentations (30 min) - Interstitial fibrosis: UIP vs non-UIP; Lecture and explanatory case presentations (30 min) - Q&A (15 min)	- Anja Roden - Jan von der Thüsen  All Faculty
10.15-11.30	75	Session 7 Interstitial lung disease made easy(ier) II - Pulmonary Langerhans Cell Histiocytosis and smoking related interstitial pathology; Lecture and explanatory case presentations (30 min) - Pathology of acute lung injury; Lecture and explanatory case presentations (30 min) - Q&A (15 min)	- Teodora Radonic - Paul Hofman  All Faculty
11.30-12.00	30	Coffee break	
12.00-13.15	75	Session 8 Interstitial lung disease made easy(ier) III - Pulmonary vasculitis and pulmonary hypertension; Lecture and explanatory case presentations (30 min) - Connective tissue diseases with lung involvement; Lecture and explanatory case presentations (30 min) - Q&A (15 min)	- Anja Roden - Paul Hofman  All Faculty
13.15-14.15	60	Lunch break	



14.15- 15.30	75	Session 9 Pleural diseases – Mesothelioma and beyond	
		- Mesothelioma; Lecture and explanatory case presentations (30 min)	- Anja Roden
		- Non-neoplastic pleural pathology; Lecture and explanatory case presentations (30 min)	- Jan von der Thüsen
		- Q&A (15 min)	
			All Faculty
15.30- 16.00	30	Coffee break	
16.00- 17.15	75	Session 10 Mediastinal lesions I	
		- Benign lesions of the thymus and their differential diagnosis (30 min)	- Anja Roden
		- Germ cell tumours of the mediastinum (30 min)	- Teodora Radonic
		- Q&A (15 min)	
			All Faculty
17.15- 17.45	30	End day quiz	
20.00- 22.00	120	Social event: buffet dinner with the Faculty	Separate registration required



### Day 3

Time	Duration (min)	Topic	Speaker
8.00-9.15	75	Session 11 Mediastinal lesions II	
		- Thymic epithelial tumours; Lecture and explanatory case presentations (30 min)	- Jan von der Thüsen
		- Handling of mediastinal tumour specimens and reporting; Lecture and explanatory case presentations (30 min)	- Anja Roden
		- Q&A (15 min)	All Faculty
9.15-10.30	75	Session 12 Leftovers and oddities of thoracic pathology	
		- Rare thoracic tumors; Lecture and explanatory case presentations (30 min)	- Teodora Radonic
		- Thoracic soft tissue tumors; Lecture and explanatory case presentations (30 min)	- Jan von der Thüsen
		- Q&A (15 min)	All Faculty
10.30-11.00	30	Coffee break	
11.00-12.00	60	Bring your case! Case presentations from participants	All Faculty
12.00-12.30	30	Summary of the Course. Last Questions.	All Faculty

ESP has applied to UEMS/EACCME for the accreditation of the course

